salzer

Made by Salzer



salzer

products approved in 2020

www.salzer-electric.com

Made by Salzer

salzer

Brief Introduction

YUEQING LEYI ELECTRIC CO., LTD. is one of the biggest manufacturer and exporter of the axial fan in Wenzhou China. Our 80×80×25mm, 80×80×38mm, 92×92×25mm, 110×110×25mm, 120×120×25mm, 120×120×38mm, 135×135×38mm, 150×150×51mm, 150×172×51mm, Φ172×51mm, 180×180×61mm, 200×200×61mm, Φ230×65mm, 172×150×55mm, 225×225×80mm, 280×280×280mm, Φ250mm, Φ300mm, Φ350mm, Φ400mm, Φ450mm, Φ500mm and Φ550mm AC series axial fan had been approved by TUV, CE and UL test. The fans with ball bearing and sleeve bearing two type. The axial fans are widely used in the heat sink and ventilation fields of the automatic control devices, electron settings, medical treatments equipments, computers, electrical source devices, electric welding machines, pack printing equipments, digit control machines and experiments equipments.

salzer is our registered trademark

Now YUEQING LEYI ELECTRIC CO., LTD. has established long term business cooperation with over 70 countries. With super quality and excellent service, YUEQING LEYI ELECTRIC CO.,LTD. will be one of the most significant and dynamic company in the electrical products area.

Thank you for choosing the salzer brand!

salzer

AC Axial Fan 80×80×25 Series

IEC/EN60034-1:2010

AC Axial Fan General Data

Electric motor: Shaded pole type AC electric motor design
Frame: High quality aluminum alloy outside frame , anticorrosive and moisture proof structure
Impeller: UL94V-0 70%PBT +30%FRP.
Bearing: Sleeve bearing and ball bearing
Insulation: Class B
Insulation impedance: The case adds 500V DC to the coils,insulation impedance more than 100MΩ
Dielectric strength: 0.5mA 1500V/AC min
Safety protection: Impedance protection
Operating temperature: -10 ～ +70℃
Storage temperature: -40 ～ +70℃
Protecting grade:IP54(after instillation of fan filter)

Ordering Information

PD80 S - 220 L

- Connection, L: Leadwire T: Terminal
- Rated voltage and frequency
- Fan motor construction, B: Ball bearing, S: Sleeve bearing, M: Metal fan blade
- Fan size, 80: 80X80X25 83: 80X80X38
  90: 92X92X25 93: 92X92X38
  110: 110X110X25 120: 120X120X38
  122: 120X120X25 135: 135X135X40
  150: 150X150X51 157: 150X172X51
  170: Φ172X51 180: 180X180X61
  200: 200X200X61 220: Φ220X61
  230: Φ230X65 160: 172X150X55
  225: 225X225X80 280: 280X280X80

Technical parameter

Dimension (mm)	Model	Voltage (VAC)	Frequency (Hz)	Current (AMP)	Power (Watts)	Speed (RPM)	Air Flow (CFM)/m³/min	Pressure (mmH₂O)	Noise (dBA)	Weight (Gram)
80X80X25	PD80S-110	110/120	50/60	0.13	10	2300	21/0.59	0.11	22	250
	PD80S-127	110/127	50/60	0.14	10	2300	21/0.59	0.11	22	250
	PD80S-220	220/240	50/60	0.07	11	2300	21/0.59	0.11	22	250
80X80X25	PD80B-110	110/120	50/60	0.13	10	2300	21/0.59	0.11	22	250
	PD80B-127	110/127	50/60	0.14	10	2300	21/0.59	0.11	22	250
	PD80B-220	220/240	50/60	0.07	11	2300	21/0.59	0.11	22	250

Outline drawing

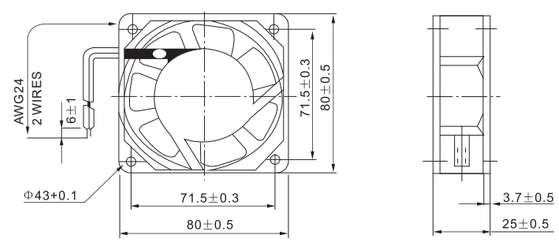

salzer

AC Axial Fan 80×80×38 Series
AC Axial Fan 92×92×25 Series

IEC/EN60034-1:2010

Technical parameter

Dimension (mm)	Model	Voltage (VAC)	Frequency (Hz)	Current (AMP)	Power (Watts)	Speed (RPM)	Air Flow (CFM)/m³/min	Pressure (mmH₂O)	Noise (dBA)	Weight (Gram)
80X80X38	PD83S-110	110/120	50/60	0.16	15	2300	27/0.76	0.12	25.5	320
	PD83S-127	110/127	50/60	0.17	16	2300	27/0.76	0.12	25.5	320
	PD83S-220	220/240	50/60	0.09	12	2300	27/0.76	0.12	25.5	320
80X80X38	PD83B-110	110/120	50/60	0.16	15	2300	27/0.76	0.12	25.5	320
	PD83B-127	110/127	50/60	0.17	16	2300	27/0.76	0.12	25.5	320
	PD83B-220	220/240	50/60	0.09	12	2300	27/0.76	0.12	25.5	320

Outline drawing

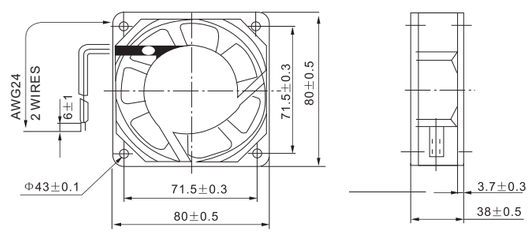

Technical parameter

Dimension (mm)	Model	Voltage (VAC)	Frequency (Hz)	Current (AMP)	Power (Watts)	Speed (RPM)	Air Flow (CFM)/m³/min	Pressure (mmH₂O)	Noise (dBA)	Weight (Gram)
92X92X25	PD90S-110	110/120	50/60	0.13	11	2300	36/1.00	0.12	23	270
	PD90S-127	110/127	50/60	0.14	12	2300	36/1.00	0.12	23	270
	PD90S-220	220/240	50/60	0.09	12	2300	36/1.00	0.12	23	270
92X92X25	PD90B-110	110/120	50/60	0.13	11	2300	36/1.00	0.12	23	270
	PD90B-127	110/127	50/60	0.14	12	2300	36/1.00	0.12	23	270
	PD90B-220	220/240	50/60	0.09	12	2300	36/1.00	0.12	23	270

Outline drawing

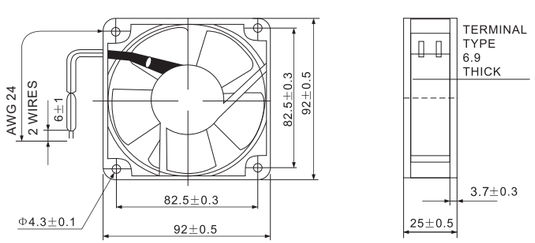

salzer

AC Axial Fan 110×110×25 Series
AC Axial Fan 120×120×25 Series

IEC/EN60034-1:2010

Technical parameter

Dimension (mm)	Model	Voltage (VAC)	Frequency (Hz)	Current (AMP)	Power (Watts)	Speed (RPM)	Air Flow (CFM)/m³/min	Pressure (mmH₂O)	Noise (dBA)	Weight (Gram)
110X110X25	PD110S-110	110/120	50/60	0.16	17	2300	60/1.70	0.13	31	310
	PD110S-220	220/240	50/60	0.10	18	2300	60/1.70	0.13	31	310
110X110X25	PD110B-110	110/120	50/60	0.16	17	2300	60/1.70	0.13	31	310
	PD110B-220	220/240	50/60	0.10	18	2300	60/1.70	0.13	31	310

Outline drawing

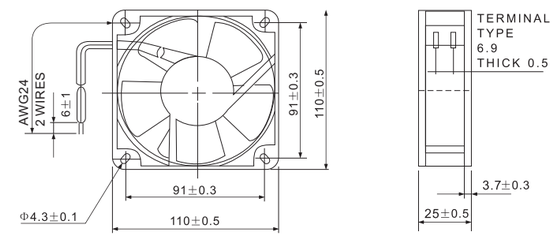

Technical parameter

Dimension (mm)	Model	Voltage (VAC)	Frequency (Hz)	Current (AMP)	Power (Watts)	Speed (RPM)	Air Flow (CFM)/m³/min	Pressure (mmH₂O)	Noise (dBA)	Weight (Gram)
120X120X25	PD122S-110	110/120	50/60	0.16	15	2400	77/2.20	0.13	38	320
	PD122S-127	110/127	50/60	0.17	16	2400	77/2.20	0.13	38	320
	PD122S-220	220/240	50/60	0.10	17	2400	77/2.20	0.13	38	320
120X120X25	PD122B-110	110/120	50/60	0.16	15	2400	77/2.20	0.13	38	320
	PD122B-127	110/127	50/60	0.17	16	2400	77/2.20	0.13	38	320
	PD122B-220	220/240	50/60	0.10	17	2400	77/2.20	0.13	38	320

Outline drawing

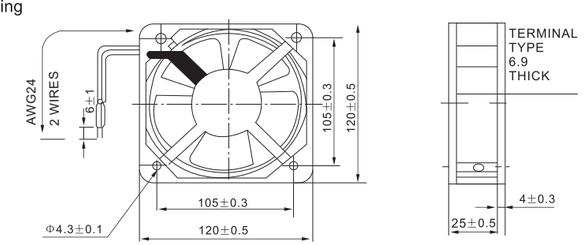

AC Axial Fan 120×120×38 Series
AC Axial Fan 135×135×38 Series

IEC/EN60034-1:2010

Technical parameter

Dimension (mm)	Model	Voltage (VAC)	Frequency (Hz)	Current (AMP)	Power (Watts)	Speed (RPM)	Air Flow (CFM)/m³/min	Pressure (mmH₂O)	Noise (dBA)	Weight (Gram)
120X120X38	PD120S-110	110/120	50/60	0.14	18	2600	98/2.75	0.23	46.5	515
	PD120S-127	110/127	50/60	0.25	18	2600	98/2.75	0.23	46.5	515
	PD120S-220	220/240	50/60	0.08	19	2600	98/2.75	0.23	46.5	515
120X120X38	PD120B-110	110/120	50/60	0.14	18	2600	98/2.75	0.23	46.5	515
	PD120B-127	110/127	50/60	0.25	18	2600	98/2.75	0.23	46.5	515
	PD120B-220	220/240	50/60	0.08	19	2600	98/2.75	0.23	46.5	515

Outline drawing

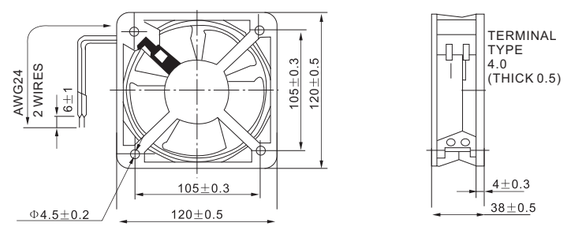

Technical parameter

Dimension (mm)	Model	Voltage (VAC)	Frequency (Hz)	Current (AMP)	Power (Watts)	Speed (RPM)	Air Flow (CFM)/m³/min	Pressure (mmH₂O)	Noise (dBA)	Weight (Gram)
135X135X38	PD135B-110	110/120	50/60	0.22	19	2300	90/2.6	0.27	44.3	570
	PD135B-127	110/127	50/60	0.28	27	2400	92/2.6	0.29	44.3	570
	PD135B-220	220/240	50/60	0.16	26	2400	92/2.6	0.29	44.3	570

Outline drawing

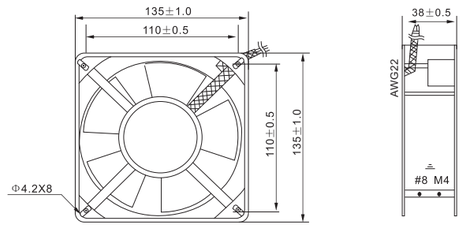

AC Axial Fan 150×150×51 Series
AC Axial Fan 172×150×51 Series
AC Axial Fan Φ172×51 Series

IEC/EN60034-1:2010

Technical parameter

Dimension (mm)	Model	Voltage (VAC)	Frequency (Hz)	Current (AMP)	Power (Watts)	Speed (RPM)	Air Flow (CFM)/m³/min	Pressure (mmH₂O)	Noise (dBA)	Weight (Gram)
150X150X51	PD150B-110	110/120	50/60	0.38	24	2600	180/5.0	0.38	49.6	960
	PD150B-127	110/127	50/60	0.35	25	2600	180/5.0	0.38	49.6	960
	PD150B-220	220/240	50/60	0.18	28	2600	180/5.0	0.38	49.6	960

Outline drawing

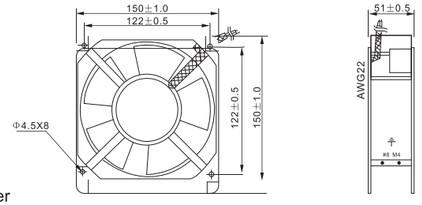

Technical parameter

Dimension (mm)	Model	Voltage (VAC)	Frequency (Hz)	Current (AMP)	Power (Watts)	Speed (RPM)	Air Flow (CFM)/m³/min	Pressure (mmH₂O)	Noise (dBA)	Weight (Gram)
172X150X51	PD157B-110	110/120	50/60	0.38	24	2600	180/5.0	0.38	49.6	870
	PD157B-127	110/127	50/60	0.35	25	2600	180/5.0	0.38	49.6	870
	PD157B-220	220/240	50/60	0.18	28	2600	180/5.0	0.38	49.6	870

Outline drawing

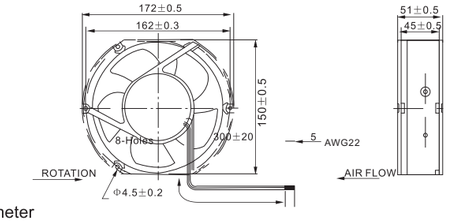

Technical parameter

Dimension (mm)	Model	Voltage (VAC)	Frequency (Hz)	Current (AMP)	Power (Watts)	Speed (RPM)	Air Flow (CFM)/m³/min	Pressure (mmH₂O)	Noise (dBA)	Weight (Gram)
Φ172X51	PD170B-110	110/120	50/60	0.38	24	2600	180/5.0	0.38	49.6	908
	PD170B-127	110/127	50/60	0.35	25	2600	180/5.0	0.38	49.6	908
	PD170B-220	220/240	50/60	0.18	28	2600	180/5.0	0.38	49.6	908

Outline drawing

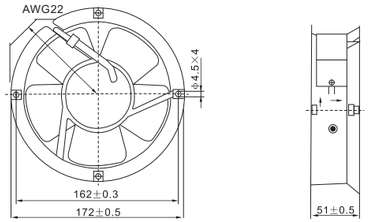

salzer

AC Axial Fan 172×150×55 Series
AC Axial Fan 180×180×61 Series

IEC/EN60034-1:2010

Technical parameter

Dimension (mm)	Model	Voltage (VAC)	Frequency (Hz)	Current (AMP)	Power (Watts)	Speed (RPM)	Air Flow (CFM)/m³/min	Pressure (Pa)	Noise (dBA)	Weight (Gram)
172X150X55	PD160B-110	110/120	50/60	0.27	25	2610	310/8.0	200	57.0	805
	PD160B-127	110/127	50/60	0.28	26	2620	318/8.2	208	58.0	805
	PD160B-220	220/240	50/60	0.24	34	2750	355/8.7	220	61.0	805

Outline drawing

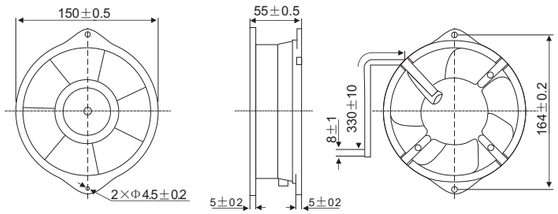

Technical parameter

Dimension (mm)	Model	Voltage (VAC)	Frequency (Hz)	Current (AMP)	Power (Watts)	Speed (RPM)	Air Flow (CFM)/m³/min	Pressure (mmH₂O)	Noise (dBA)	Weight (Gram)
180X180X61	PD180B-110	110/120	50/60	0.68	56	2630	264/7.50	0.60	58	1600
	PD180B-127	110/127	50/60	0.70	57	2630	264/7.50	0.60	58	1600
	PD180B-220	220/240	50/60	0.35	52	2630	264/7.50	0.60	58	1600

Outline drawing

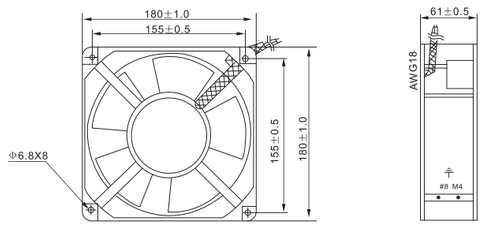

AC Axial Fan 200×200×61 Series
AC Axial Fan Φ220×61 Series
AC Axial Fan Φ230×65 Series

salzer

IEC/EN60034-1:2010

Technical parameter

Dimension (mm)	Model	Voltage (VAC)	Frequency (Hz)	Current (AMP)	Power (Watts)	Speed (RPM)	Air Flow (CFM)/m³/min	Pressure (mmH₂O)	Noise (dBA)	Weight (Gram)
200X200X61	PD200B-110	110/120	50/60	0.73	65	2600	272/7.70	0.58	56	1690
	PD200B-127	110/127	50/60	0.76	65	2600	272/7.70	0.58	56	1690
	PD200B-220	220/240	50/60	0.38	60	2600	272/7.70	0.65	60	1690

Outline drawing

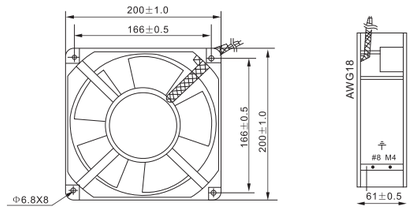

Technical parameter

Dimension (mm)	Model	Voltage (VAC)	Frequency (Hz)	Current (AMP)	Power (Watts)	Speed (RPM)	Air Flow (CFM)/m³/min	Pressure (mmH₂O)	Noise (dBA)	Weight (Gram)
Φ220X61	PD220B-110	110/120	50/60	0.73	65	2600	272/7.70	0.58	56	1610
	PD220B-127	110/127	50/60	0.76	65	2600	272/7.70	0.58	56	1610
	PD220B-220	220/240	50/60	0.38	60	2600	272/7.70	0.65	60	1610

Outline drawing

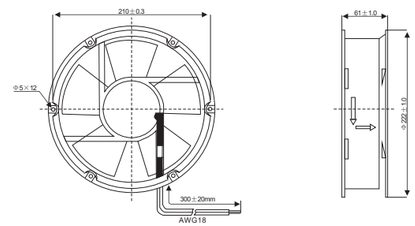

Technical parameter

Dimension (mm)	Model	Voltage (VAC)	Frequency (Hz)	Current (AMP)	Power (Watts)	Speed (RPM)	Air Flow (CFM)/m³/min	Pressure (mmH₂O)	Noise (dBA)	Weight (Gram)
Φ230X65	PD230B-110	110/120	50/60	0.50	49	2500	480/13.6	0.58	56	1690
	PD230B-127	110/127	50/60	0.52	50	2500	480/13.6	0.58	56	1690
	PD230B-220	220/240	50/60	0.25	55	2500	480/13.6	0.65	60	1690

Outline drawing

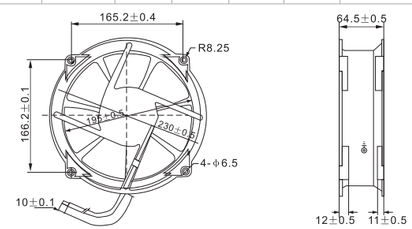

salzer

AC Axial Fan 120×120×38 Series Metal Impeller

IEC/EN60034-1:2010

General Specifications

Motor Structure: Shaded pole motor inducted by running external rotor with design of ultra temperature protection

Operation System: Double high precise ball bearings

Insulation Resistance: Over 100 Mega Ohm tested by a resistor at DC 500V.

Insulation Isolation Grade: F

Dielectric Withstanding Voltage: AC 1,800V, at 0.5mA, 50/60Hz

Allowable Ambient Temperature Range:

-25℃~+75℃(ball bearings)

(under non condensation state)

Outline Dimensions

[Units:(mm)]

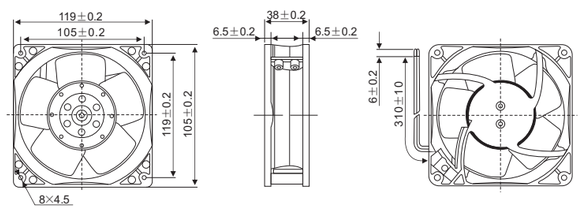

Material

Casing: Die-cast aluminium

Impeller: Sheet steel

(be welded into motor directly)

Bearing: Ball bearings

Characteristic Curves

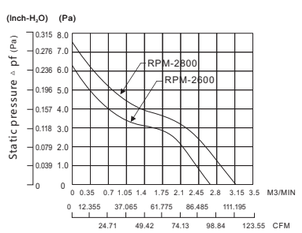

Panel Cut-out

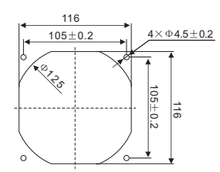

INLET SIDE/OUTLET SIDE

Technical parameter

Dimension (mm)	Model	Voltage (VAC)	Frequency (Hz)	Current (AMP)	Power (Watts)	Speed (RPM)	Air Flow (CFM)/m³/min	Pressure (Pa)	Noise (dBA)	Weight (Gram)
120X120X38	PD120M-110	110/120	50/60	0.24	19	2580	94/2.7	6.27	49	595
	PD120M-127	110/127	50/60	0.25	20	2580	94/2.7	6.27	49	595
	PD120M-220	220/240	50/60	0.12	19	2580	94/2.7	6.27	49	595

salzer

AC Axial Fan 172×150×55 Series Metal Impeller

IEC/EN60034-1:2010

General Specifications

Motor Structure: Shaded Pole Induction Motor

Motor Protection: Thermal Protect(Standard Speed)

Impedance Protect(Half/Low Speed)

Insulation Resistance: 100 M Ω or over with a DC 500V Megger

Insulation Isolation Grade: B

Dielectric Withstanding Voltage: AC 1, 800V 3s

Allowable Ambient Temperature Range:

-20℃~+80℃(Operating)

-40℃~+80℃(Storage)

(under non condensation state)

Outline [Units:(mm)]

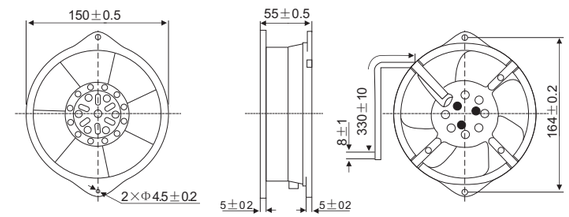

Material

Casing: Die-cast aluminium

Impeller: Sheet steel

(be welded into motor direclty)

Bearing: Ball bearings

Characteristic Curves

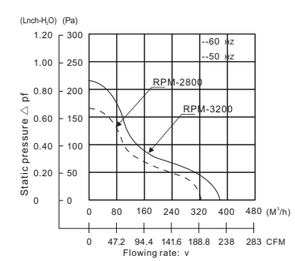

Panel Cut-out

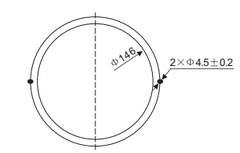

INLET SIDE/OUTLET SIDE

Technical parameter

Dimension (mm)	Model	Voltage (VAC)	Frequency (Hz)	Current (AMP)	Power (Watts)	Speed (RPM)	Air Flow (CFM)/m³/min	Pressure (Pa)	Noise (dBA)	Weight (Gram)
172X150X55	PD160M-110	110/120	50/60	0.50	43	2700	191/5.4	80	49	1100
	PD160M-127	110/127	50/60	0.53	50	2700	191/5.4	80	49	1100
	PD160M-220	220/240	50/60	0.27	44	2700	191/5.4	80	49	1100

salzer

AC Axial Fan 225×225×80 Series Metal Impeller

IEC/EN60034-1:2010

General Specifications

Motor Structure: Capacitor-run Induct external rotor motor
Motor Protection: Thermanl Protect(Standard Speed)
Impedance Protect(Half/Low Speed)
Insulation Resistance: 100M Ω or over with a DC500V Megger
Insulation grade: B
Dielectric Withstanding Voltage: AC 1,800V 3s
Allowable Ambient Temperature Range:
-20℃~+90℃(Operating)
-40℃~+90℃(Storage)
(under non condensation state)

Outline [Units:(mm)]

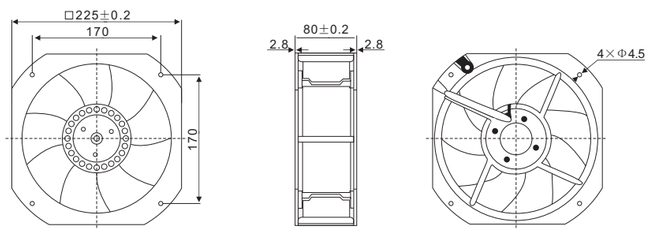

Material

Casing: Die-cast aluminium
Impeller: Sheet steel
(be welded into motor directly)
Bearing: Ball bearings

Characteristic Curves

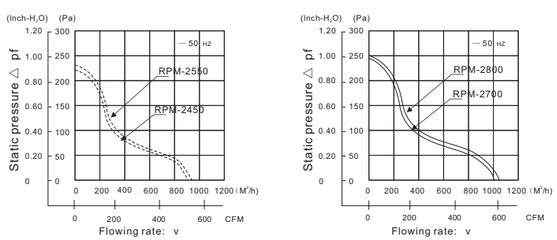

Panel Cut-out

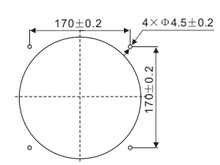

INLET SIDE/OUTLET SIDE

Technical parameter

Dimension (mm)	Model	Voltage (VAC)	Frequency (Hz)	Current (AMP)	Power (Watts)	Speed (RPM)	Air Flow (CFM)/m³/min	Pressure (Pa)	Noise (dBA)	Weight (Gram)
225X225X80	PD225M-110	110/120	50/60	0.60	57	2600	546/15.5	230	66	2200
	PD225M-127	110/127	50/60	0.63	78	2600	546/15.5	230	66	2200
	PD225M-220	220/240	50/60	0.31	72	2600	546/15.5	230	66	2200

salzer

AC Axial Fan 280×280×80 Series Metal Impeller

IEC/EN60034-1:2010

General Specifications

Motor Structure: Shaded Pole Induction Motor
Motor Protection: Thermal Protect(Standard Speed)
Impedance Protect(Half/Low Speed)
Insulation Resistance: 100 M Ω or over with a DC 500V Megger
Insulation Isolation Grade: F
Dielectric Withstanding Voltage: AC 2, 500V 3s
Allowable Ambient Temperature Range:
-20℃~+90℃(Operating)
-40℃~+90℃(Storage)
(under non condensation state)

Outline [Units:(mm)]

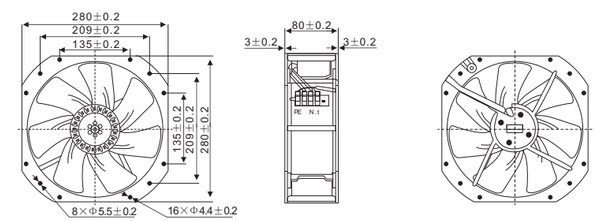

Material

Casing: Die-cast aluminium
Impeller: Sheet steel
(be welded into motor directly)
Bearing: Ball bearings

Characteristic Curves

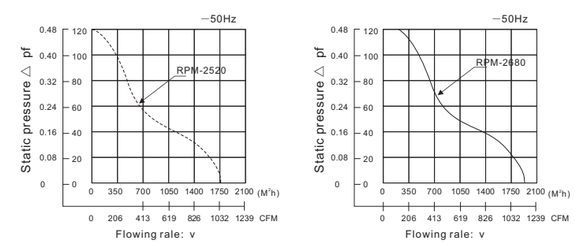

Panel Cut-out

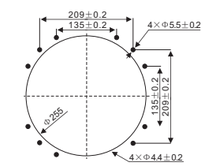

INLET SIDE/OUTLET SIDE

Technical parameter

Dimension (mm)	Model	Voltage (VAC)	Frequency (Hz)	Current (AMP)	Power (Watts)	Speed (RPM)	Air Flow (CFM)/m³/min	Pressure (Pa)	Noise (dBA)	Weight (Gram)
280X280X80	PD280M-110	110/120	50/60	0.93	97	2600	1060/30.0	120	68	2900
	PD280M-127	110/127	50/60	0.97	115	2600	1060/30.0	120	68	2900
	PD280M-220	220/240	50/60	0.52	115	2600	1060/30.0	120	68	2900

AC Axial Fan Φ250 Series
AC Axial Fan Φ300 Series



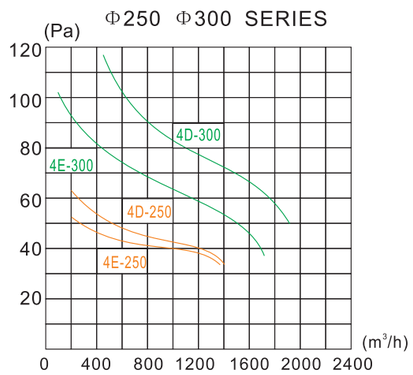

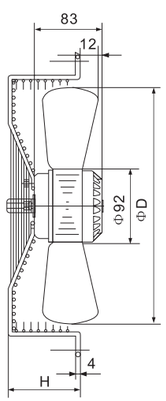



MODEL	VOLTAGE (V)	FREQUENCY (Hz)	CURRENT (A)	INPUT (W)	SPEED (r/min)	ALR VOLUME (m^3/h)	NOISE (dBA)	CAPACITOR (μF)	APPROX.WEIGHT (kg)	SIZE		
										A	H	ΦD
PD250S-4E	220	50	0.25	60	1400	1450	55	3	3.0	320	60	250
PD250S-4D	380	50	0.15	60	1400	1500	55	-	3.0	320	60	250
PD300S-4E	220	50	0.37	80	1400	1750	58	3	3.3	360	80	300
PD300S-4D	380	50	0.20	80	1400	1820	58	-	3.3	360	80	300

AC Axial Fan Φ350 Series
AC Axial Fan Φ400 Series
AC Axial Fan Φ450 Series

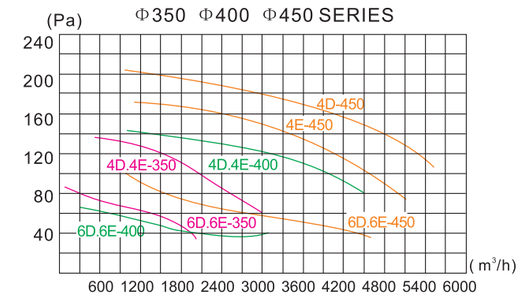

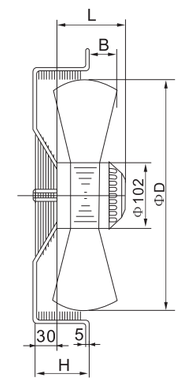

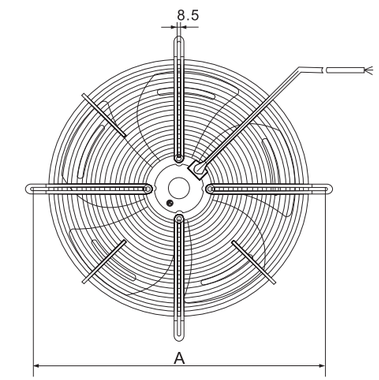

MODEL	VOLTAGE (v)	FREQUENCY (Hz)	CURRENT (A)	INPUT (W)	SPEED (r/min)	AIR VOLUME (m^3/h)	NOISE (dBA)	CAPACITOR (μF)	APPROX.WEIGHT (kg)	SIZE				
										L	B	ΦD	H	A
PD350S-4D	380	50	0.35	150	1380	3000	62	-	4.9	108	50	350	80	422
PD350S-4E	220	50	0.70	150	1380	3000	62	4	4.9	108	50	350	80	422
PD350S-6D	380	50	0.32	90	920	2100	56	-	4.9	108	50	350	80	422
PD350S-6E	220	50	0.41	90	920	2000	56	3	4.9	108	50	350	80	422
PD400S-4D	380	50	0.42	180	1380	4550	67	-	5.6	121	38	400	90	470
PD400S-4E	220	50	0.80	180	1380	4420	67	6	5.6	121	38	400	90	470
PD400S-6D	380	50	0.36	110	920	3160	56	-	5.6	121	38	400	90	470
PD400S-6E	220	50	0.50	110	920	3160	56	4	5.6	121	38	400	90	470
PD450S-4D	380	50	0.53	250	1360	5500	70	-	7.2	129	40	450	80	522
PD450S-4E	220	50	1.13	250	1350	5600	70	8	7.2	129	40	450	80	522
PD450S-6D	380	50	0.42	160	910	4600	59	-	7.2	129	40	450	80	522
PD450S-6E	220	50	0.70	160	910	4600	59	6	7.2	129	40	450	80	522

salzer

CE

AC Axial Fan Φ500 Series
AC Axial Fan Φ550 Series

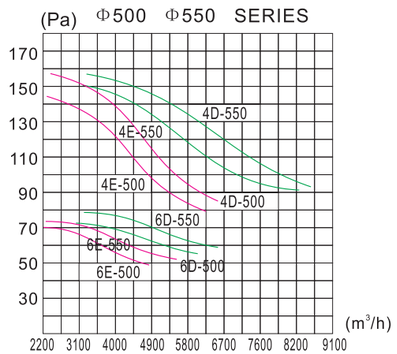

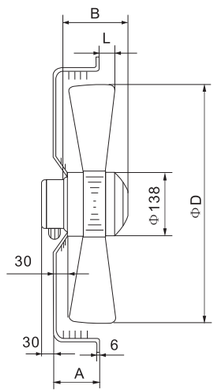



MODEL	VOLTAGE (V)	FREQUENCY (Hz)	CURRENT (A)	INPUT (W)	SPEED (r/min)	ALR VOLUME (m^3/h)	NOISE (dBA)	CAPACITOR (μF)	APPROX.WEIGHT (kg)	SIZE				
										A	B	ΦD	L	H
PD500S-4D	380	50	0.70	400	1300	6200	71	-	9.5	90	129	500	40	570
PD500S-4E	220	50	1.75	400	1300	6000	71	10	9.5	90	129	500	40	570
PD500S-6D	380	50	0.50	300	900	5800	67	-	9.5	90	129	500	40	570
PD500S-6E	220	50	1.20	300	900	5800	67	10	9.5	90	129	500	40	570
PD550S-4D	380	50	0.95	500	1300	8500	75	-	10.5	100	144	550	60	622
PD550S-4E	220	50	2.10	500	1300	8300	75	10	10.5	100	144	550	60	622
PD550S-6D	380	50	0.75	280	900	6500	70	-	10.5	100	144	550	60	622
PD550S-6E	220	50	1.20	280	900	6500	70	10	10.5	100	144	550	60	622

salzer

CE

Metal Guard
Plastic Filter

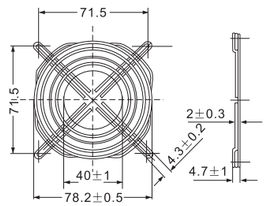

LZ32-80

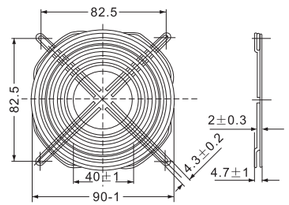

LZ33-90

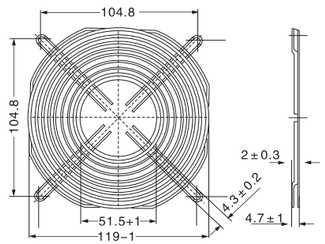

LZ35-110

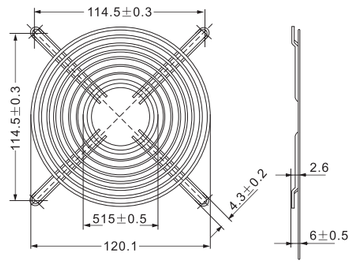

LZ38-120

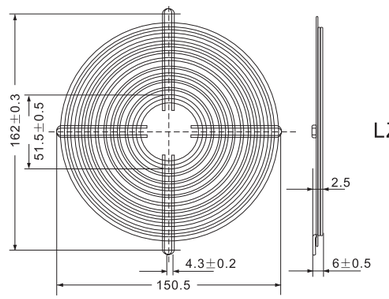

LZ40-1-150

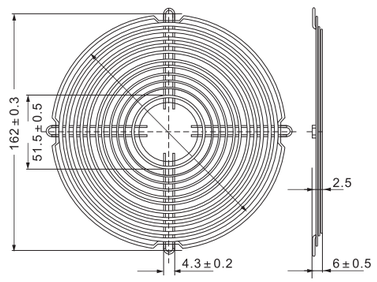

LZ40-4-150

SA80X80
FOR FAN 80X80X25MM
FAN 80X80X38MM

SA120X120
FOR FAN 120X120X25MM
FAN 120X120X38MM

SA150X150
FOR FAN 150X150X51MM

SA172X172
FOR FAN Φ172X51MM

SA172X150
FOR FAN 172X150X51MM

Plastic Filter

Model	ZL-801
Dimension(mm)	106X106
Installation(mm)	81X81
For fan size(mm)	80X80X25
	80X80X38

Model	ZL-802
Dimension(mm)	116X116
Installation(mm)	91X91
For fan size(mm)	90X90X25
	90X90X38

Model	ZL-803-2
Dimension(mm)	148.5X148.5
Installation(mm)	122X122
For fan size(mm)	120X120X25
	120X120X38

Model	ZL-804-2
Dimension(mm)	204X204
Installation(mm)	175X175
For fan size(mm)	120X120X25
	120X120X38
	150X150X51
	172X150X51
	Φ172X51

Plastic Filter

Model	ZL-805-2
Dimension(mm)	255X255
Installation(mm)	223X223
For fan size(mm)	172X150X51
	Φ172X51
	180X180X61
	200X200X61

Model	ZL-806-2
Dimension(mm)	320X320
Installation(mm)	283X283
For fan size(mm)	172X150X51
	Φ172X51
	200X200X61
	Φ220X61
	Φ230X65

Model	CT-205
Dimension(mm)	204X204
Installation(mm)	176X176
For fan size(mm)	120X120

Model	CT-256
Dimension(mm)	255X255
Installation(mm)	222X222
For fan size(mm)	172X150X55

salzer

Plastic Filter IP54 SFA Series

Model	SFA10.000
Dimension(mm)	109X109
Installation(mm)	92X92
For fan size(mm)	80X80X25
	92X92X25

Model	SFA20.000
Dimension(mm)	145X145
Installation(mm)	125X125
For fan size(mm)	120X120X25
	120X120X38

Model	SFA30.000
Dimension(mm)	202X202
Installation(mm)	177X177
For fan size(mm)	120X120X25
	120X120X38

Model	SFA40.000
Dimension(mm)	252X252
Installation(mm)	223X223
For fan size(mm)	172X150X55

Model	SFA60.000
Dimension(mm)	320X320
Installation(mm)	291X291
For fan size(mm)	225X225X80

salzer

Plastic Filter IP54 S Series

Model	S-130
Dimension(mm)	130X130
Installation(mm)	104.5x104.5
For fan size(mm)	120X120X38
	120X120X25

Model	S-205
Dimension(mm)	205X205
Installation(mm)	184x184
For fan size(mm)	120X120X38
	135X135X40
	150X150X51
	172X150X51
	Φ172X51
	172X150X55

Model	S-255
Dimension(mm)	255X255
Installation(mm)	233x233
For fan size(mm)	180X180X61
	200X200X61
	Φ220X61
	Φ230X65

Model	S-323
Dimension(mm)	323X323
Installation(mm)	302x302
For fan size(mm)	280X280X80

salzer

Plastic Filter IP54 SFC Series

Model	SFC20.000
Dimension(mm)	156X156
Installation(mm)	122X122
For fan size(mm)	110X110X25
	120X120X25
	120X120X38

Model	SFC30.000
Dimension(mm)	209X209
Installation(mm)	175X175
For fan size(mm)	120X120X25
	120X120X38
	150X150X51
	150X172X51
	Φ172X51

Model	SFC40.000
Dimension(mm)	258X258
Installation(mm)	223X223
For fan size(mm)	200X200X61
	225X225X80

Model	SFC60.000
Dimension(mm)	316X316
Installation(mm)	283X283
For fan size(mm)	280X280X80

salzer

Plastic Filter IP54 SFD Series

Model	SFD20.000
Dimension(mm)	156X156
Installation(mm)	122X122
For fan size(mm)	80X80X25
	110X110X25
	120X120X25
	120X120X38

Model	SFD30.000
Dimension(mm)	205X205
Installation(mm)	175X175
For fan size(mm)	110X110X25
	120X120X25
	120X120X38
	150X150X51
	150X172X51
	Φ172X51

Model	SFD40.000
Dimension(mm)	254X254
Installation(mm)	223X223
For fan size(mm)	120X120X25
	120X120X38
	150X150X51
	180X180X61
	200X200X61
	Φ220X61

Model	SFD60.000
Dimension(mm)	312X312
Installation(mm)	283X283
For fan size(mm)	120X120X25
	120X120X38
	150X150X51
	180X180X61
	Φ220X61
	280X280X80

Note: the fan air flow remain 20~30% after be installed the fan filter